


Make the word using playdough to fill the letter shapes:

door

Make the word using letters:

Trace the word:


door



Underline the word:

Write the word:

Handwriting practice lines consisting of two sets of three horizontal lines: a solid top line, a dashed middle line, and a solid bottom line.



Shut the door!

Make the word using playdough to fill the letter shapes:


floor

Make the word using letters:

Trace the word:

floor

Underline the word:



I must mop
the floor.

Write the word:

Handwriting practice lines consisting of two sets of three horizontal lines: a solid top line, a dashed middle line, and a solid bottom line. A yellow pencil is positioned at the end of the bottom line of the second set.

Make the word using playdough to fill the letter shapes:

poor


Make the word using letters:

Trace the word:

poor



Underline the word:

Poor old
Jack had to
sell his cow.



Write the word:

Handwriting practice lines consisting of two solid orange lines and a dashed grey line in the middle.




Make the word using playdough to fill the letter shapes:

because

Make the word using letters:

Trace the word:

because



Underline the word:

Write the word:

Handwriting practice lines consisting of a solid top line, a dashed middle line, and a solid bottom line. A yellow pencil is positioned at the end of the bottom line.



I need to go the supermarket because I have run out of baked beans.

Make the word using playdough to fill the letter shapes:


find

Make the word using letters:

Trace the word:


find

Underline the word:




Write the word:

Handwriting practice lines consisting of two solid orange lines, a dashed grey line in the middle, and a dotted grey line at the bottom.



Can you find the missing button?



Make the word using playdough to fill the letter shapes:


kind

Make the word using letters:

Trace the word:

kind

Underline the word:



Write the word:

Handwriting practice lines consisting of a solid top line, a dashed middle line, and a solid bottom line. A yellow pencil is positioned at the end of the bottom line.

**Dad tells me
to be kind to
others.**



Make the word using playdough to fill the letter shapes:


mind

Make the word using letters:

Trace the word:

mind


Underline the word:



Mind the step!

Write the word:

Handwriting practice lines consisting of two sets of three horizontal lines: a solid top line, a dashed middle line, and a solid bottom line.




Make the word using playdough to fill the letter shapes:

behind

Make the word using letters:

Trace the word:

behind





Underline the word:

**Joe is behind
Freddie in
the line.**

Write the word:

Handwriting practice lines consisting of two solid orange lines, a dashed grey middle line, and another solid orange bottom line.



Make the word using playdough to fill the letter shapes:

child

Make the word using letters:

Trace the word:

child

Underline the word:

**The child
was crying.**

Write the word:




Make the word using playdough to fill the letter shapes:

children

Make the word using letters:

Trace the word:

children




Underline the word:

Look at the children in the playground.

Write the word:

Handwriting practice lines consisting of two solid orange lines with a dashed grey line in the middle, repeated twice.



Make the word using playdough to fill the letter shapes:


wild

Make the word using letters:

Trace the word:

wild


Underline the word:



**The weather
is wild
today.**

Write the word:

Handwriting practice lines consisting of two sets of three horizontal lines: a solid top line, a dashed middle line, and a solid bottom line.




Make the word using playdough to fill the letter shapes:

climb

Make the word using letters:


Trace the word:

climb



Underline the word:

Write the word:



**Watch Jack
climb the
beanstalk.**



Make the word using playdough to fill the letter shapes:


most

Make the word using letters:

Trace the word:


most

Underline the word:



Write the word:

Handwriting practice lines consisting of two solid orange lines with a dashed grey line in the middle, repeated twice.



Who has the most pocket money?



Make the word using playdough to fill the letter shapes:



only

Make the word using letters:

Trace the word:

only



Underline the word:



I only have
one sweet
left.

Write the word:

Handwriting practice lines consisting of two sets of three horizontal lines: a solid top line, a dashed middle line, and a solid bottom line.



Make the word using playdough to fill the letter shapes:


both

Make the word using letters:

Trace the word:


both

Underline the word:



Write the word:

Handwriting practice lines consisting of two solid orange lines with a dashed grey line in the middle.



Both of my wellies are wet.

Make the word using playdough to fill the letter shapes:


old

Make the word using letters:

Trace the word:


old

Underline the word:



Write the word:

Handwriting practice lines consisting of a solid top line, a dashed middle line, and a solid bottom line.



The little old man planted some turnip seeds.

Make the word using playdough to fill the letter shapes:


cold

Make the word using letters:

Trace the word:


cold

Underline the word:



Write the word:

Handwriting practice lines consisting of a solid orange top line, a dashed grey middle line, and a solid orange bottom line.



My cup of
tea has gone
cold.

Make the word using playdough to fill the letter shapes:


gold

Make the word using letters:

Trace the word:


gold

Underline the word:



Write the word:

Handwriting practice lines consisting of a solid orange top line, a dashed grey middle line, and a solid orange bottom line.



**Look for the
pot of gold at
the end of the
rainbow.**




Make the word using playdough to fill the letter shapes:

hold

Make the word using letters:

Trace the word:

hold




Underline the word:

Mum tells me to hold on tight on the swings.

Write the word:

Handwriting practice lines consisting of two solid orange lines, a dashed grey middle line, and another solid orange bottom line.



Make the word using playdough to fill the letter shapes:

told

Make the word using letters:

Trace the word:



told

Underline the word:

**Dad told the
boy a funny
story.**

Write the word:

Handwriting practice lines consisting of two solid orange lines and a dashed grey line in the middle.



Make the word using playdough to fill the letter shapes:


every

Make the word using letters:

Trace the word:


every

Underline the word:



Write the word:

Handwriting practice lines consisting of a solid top line, a dashed middle line, and a solid bottom line.



I get the
hiccups every
time I laugh a
lot.


Make the word using playdough to fill the letter shapes:

great

Make the word using letters:

Trace the word:

great



Underline the word:

We are having
a great time
at the beach.

Write the word:

Handwriting practice lines consisting of a solid top line, a dashed middle line, and a solid bottom line. A yellow pencil is positioned at the end of the bottom line.



Make the word using playdough to fill the letter shapes:


break

Make the word using letters:

Trace the word:

break

Underline the word:



If you drop
a glass it
might break.

Write the word:

Handwriting practice lines consisting of two sets of three horizontal lines: a solid top line, a dashed middle line, and a solid bottom line. A yellow pencil is positioned at the end of the bottom line of the second set.

Make the word using playdough to fill the letter shapes:


steak

Make the word using letters:

Trace the word:


steak

Underline the word:




Write the word:

Handwriting practice lines consisting of two solid orange lines and a dashed grey line in the middle.



I am having
steak for my
dinner.




Make the word using playdough to fill the letter shapes:

pretty

Make the word using letters:


Trace the word:

pretty



Underline the word:

Write the word:



**What pretty
flowers.**




Make the word using playdough to fill the letter shapes:

beautiful

Make the word using letters:

Trace the word:

beautiful



Underline the word:

Write the word:

Handwriting practice lines consisting of a solid top line, a dashed middle line, and a solid bottom line. A yellow pencil is positioned at the end of the bottom line on the right side.

The bride
is wearing
a beautiful
dress.




Make the word using playdough to fill the letter shapes:

after

Make the word using letters:

Trace the word:

after




Underline the word:

Pip went to
the library
after lunch.

Write the word:

Handwriting practice lines consisting of two solid orange lines, a dashed grey middle line, and another solid orange bottom line.



Make the word using playdough to fill the letter shapes:


fast

Make the word using letters:

Trace the word:

fast



Underline the word:



The sports
car is very
fast.

Write the word:

Handwriting practice lines consisting of two sets of three horizontal lines: a solid top line, a dashed middle line, and a solid bottom line.



Make the word using playdough to fill the letter shapes:

last

Make the word using letters:

Trace the word:



last

Underline the word:

Harry came last in the race but he tried his best.

Write the word:

Handwriting practice lines consisting of a solid top line, a dashed middle line, and a solid bottom line.



Make the word using playdough to fill the letter shapes:


past

Make the word using letters:

Trace the word:

past

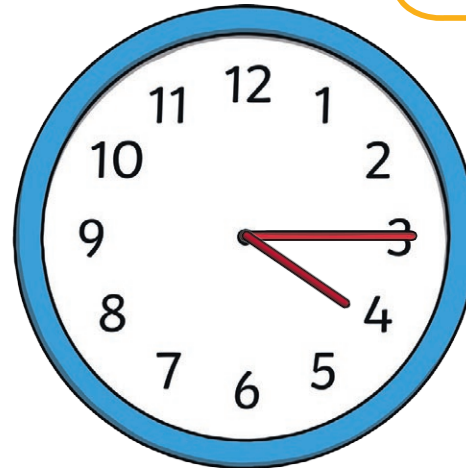
Underline the word:



Write the word:

Handwriting practice lines consisting of a solid top line, a dashed middle line, and a solid bottom line. A yellow pencil is positioned at the end of the bottom line.

**It is quarter
past 4.**



Make the word using playdough to fill the letter shapes:

father

Make the word using letters:

Trace the word:




father

Underline the word:

**My father
works in a
factory.**

Write the word:

Handwriting practice lines consisting of two solid orange lines and a dashed grey line in the middle.



Make the word using playdough to fill the letter shapes:

class

Make the word using letters:

Trace the word:



class

Underline the word:

Our class are going to the museum on Tuesday.

Write the word:

Handwriting practice lines consisting of two solid orange lines and a dashed grey line in the middle.



Make the word using playdough to fill the letter shapes:


grass

Make the word using letters:

Trace the word:

grass


Underline the word:



Write the word:

Handwriting practice lines consisting of a solid orange top line, a dashed grey middle line, and a solid orange bottom line. A yellow pencil is positioned at the end of the bottom line.

There are lots of daisies growing in the grass.



Make the word using playdough to fill the letter shapes:


pass

Make the word using letters:

Trace the word:


pass

Underline the word:



Write the word:

Handwriting practice lines consisting of two sets of three horizontal lines: a solid top line, a dashed middle line, and a solid bottom line.



Pass me
the honey,
please.



Make the word using playdough to fill the letter shapes:


plant

Make the word using letters:

Trace the word:

plant

Underline the word:



**We are going
to plant some
sunflowers
tomorrow.**

Write the word:

Handwriting practice lines consisting of a solid top line, a dashed middle line, and a solid bottom line. A yellow pencil is positioned at the end of the bottom line on the right side.


Make the word using playdough to fill the letter shapes:

path

Make the word using letters:

Trace the word:

path




Underline the word:

**Mum told me
to stay on
the path.**

Write the word:

Handwriting practice lines consisting of two solid orange lines, a dashed grey middle line, and another solid orange bottom line.




Make the word using playdough to fill the letter shapes:

bath

Make the word using letters:

Trace the word:

bath

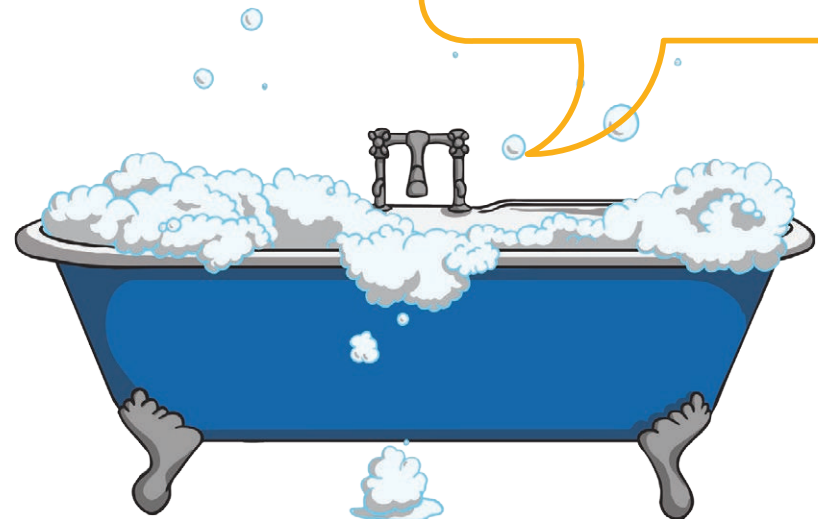



Underline the word:

What a lovely bubbly bath this is!

Write the word:

Handwriting practice lines consisting of two sets of three horizontal lines: a solid top line, a dashed middle line, and a solid bottom line.



Make the word using playdough to fill the letter shapes:

hour


Make the word using letters:

Trace the word:

hour



Underline the word:

**The train
will be here
in one hour.**



Write the word:

Handwriting practice lines consisting of a solid top line, a dashed middle line, and a solid bottom line.



Make the word using playdough to fill the letter shapes:

move

Make the word using letters:



Trace the word:

move

Underline the word:

**We are going
to move to a
new house.**

Write the word:



Make the word using playdough to fill the letter shapes:


prove

Make the word using letters:

Trace the word:

prove

Underline the word:




Write the word:

Handwriting practice lines consisting of two sets of three horizontal lines: a solid top line, a dashed middle line, and a solid bottom line.



I can prove that Dennis took the last cookie.




Make the word using playdough to fill the letter shapes:

improve

Make the word using letters:

Trace the word:

improve




Underline the word:

We try to improve our work.

Write the word:

Handwriting practice lines consisting of two sets of three horizontal lines: a solid top line, a dashed middle line, and a solid bottom line.



Make the word using playdough to fill the letter shapes:


sure

Make the word using letters:

Trace the word:


sure

Underline the word:



Write the word:

Handwriting practice lines consisting of two solid orange lines, a dashed grey middle line, and another solid orange bottom line.



I am sure
I put my
homework in
my rucksack.



Make the word using playdough to fill the letter shapes:


sugar

Make the word using letters:

Trace the word:


sugar

Underline the word:



Write the word:

Handwriting practice lines consisting of two sets of three horizontal lines: a solid top line, a dashed middle line, and a solid bottom line.



**Add 3
teaspoons of
sugar to the
mixture.**



Make the word using playdough to fill the letter shapes:


eye

Make the word using letters:

Trace the word:




Underline the word:



Write the word:

Handwriting practice lines consisting of two sets of three horizontal lines: a solid top line, a dashed middle line, and a solid bottom line.



**I spy with
my little eye!**



Make the word using playdough to fill the letter shapes:


could

Make the word using letters:

Trace the word:

could



Underline the word:



**The puppy
could sit but
not for very
long.**

Write the word:

Handwriting practice lines consisting of two sets of three horizontal lines: a solid top line, a dashed middle line, and a solid bottom line.



Make the word using playdough to fill the letter shapes:

should

Make the word using letters:

Trace the word:




should

Underline the word:

**We should
recycle
our plastic
bottles.**

Write the word:

Handwriting practice lines consisting of two sets of three horizontal lines: a solid top line, a dashed middle line, and a solid bottom line.



Make the word using playdough to fill the letter shapes:


would

Make the word using letters:

Trace the word:

would

Underline the word:



Write the word:

Handwriting practice lines consisting of two sets of three horizontal lines: a solid top line, a dashed middle line, and a solid bottom line. A yellow pencil is positioned at the end of the bottom line of the second set.

Would you like a drink?



Make the word using playdough to fill the letter shapes:


who

Make the word using letters:

Trace the word:

who

Underline the word:



Write the word:

Handwriting practice lines consisting of two sets of three horizontal lines: a solid top line, a dashed middle line, and a solid bottom line. A yellow pencil is positioned at the end of the bottom line of the second set.

Who has
seen my
keys?



Make the word using playdough to fill the letter shapes:


whole

Make the word using letters:

Trace the word:

whole


Underline the word:



Write the word:

Handwriting practice lines consisting of a solid top line, a dashed middle line, and a solid bottom line. A yellow pencil is positioned at the end of the bottom line.

**I am so hungry
I could eat a
whole bunch of
bananas.**



Make the word using playdough to fill the letter shapes:


any

Make the word using letters:

Trace the word:

any


Underline the word:



Have you got
any crayons?

Write the word:

Handwriting practice lines consisting of a solid top line, a dashed middle line, and a solid bottom line. A yellow pencil is positioned at the end of the bottom line.



Make the word using playdough to fill the letter shapes:


many

Make the word using letters:

Trace the word:


many

Underline the word:



Write the word:

Handwriting practice lines consisting of two sets of three horizontal lines: a solid top line, a dashed middle line, and a solid bottom line.



How many
teddies have
you got?



Make the word using playdough to fill the letter shapes:


clothes

Make the word using letters:

Trace the word:


clothes

Underline the word:



Write the word:

Handwriting practice lines consisting of two solid orange lines and a dashed grey line in the middle.



Lucy got some new clothes for her birthday.

Make the word using playdough to fill the letter shapes:

busy

Make the word using letters:



Trace the word:

busy

Underline the word:

Duncan was
very busy in
the garden.

Write the word:



Make the word using playdough to fill the letter shapes:

people

Make the word using letters:



Trace the word:

people

Underline the word:

**The people
waited in the
queue.**

Write the word:



Make the word using playdough to fill the letter shapes:

water

Make the word using letters:

Trace the word:



water

Underline the word:

Water your plants every day.

Write the word:

Handwriting practice lines consisting of two solid orange lines with a dashed grey line in the middle.



Make the word using playdough to fill the letter shapes:

again

Make the word using letters:

Trace the word:

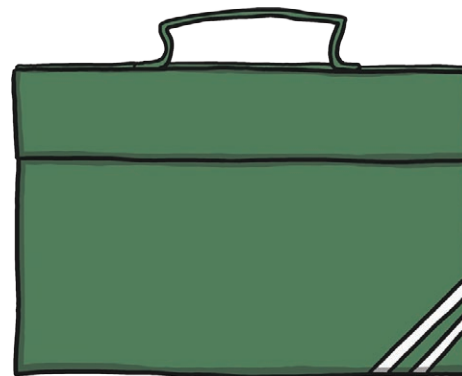


again

Underline the word:

I have
forgotten my
book bag again.

Write the word:

Handwriting practice lines consisting of a solid top line, a dashed middle line, and a solid bottom line.



Make the word using playdough to fill the letter shapes:


half

Make the word using letters:

Trace the word:

half


Underline the word:



Write the word:

Handwriting practice lines consisting of a solid top line, a dashed middle line, and a solid bottom line. A yellow pencil is positioned at the end of the bottom line.

My brother and I have half a pizza each.




Make the word using playdough to fill the letter shapes:

money

Make the word using letters:

Trace the word:

money



Underline the word:

**We keep our
money safe
in a bank.**

Write the word:

Handwriting practice lines consisting of a solid top line, a dashed middle line, and a solid bottom line. A yellow pencil is positioned at the end of the bottom line, ready to write.



Make the word using playdough to fill the letter shapes:

Mr

Make the word using letters:

Trace the word:


Mr

Underline the word:

**Mr Kemp
was the new
teacher.**

Write the word:

Handwriting practice lines consisting of a solid top line, a dashed middle line, and a solid bottom line. A yellow pencil is positioned at the end of the bottom line on the right side.



Make the word using playdough to fill the letter shapes:

Mrs

Make the word using letters:

Trace the word:



Mrs

Underline the word:

**Mrs Flint
posted her
letters.**

Write the word:

Handwriting practice lines consisting of two sets of three horizontal lines: a solid top line, a dashed middle line, and a solid bottom line.



Make the word using playdough to fill the letter shapes:



parents

Make the word using letters:

Trace the word:

parents

Underline the word:



The parents watched the school parade.

Write the word:

Handwriting practice lines consisting of a solid top line, a dashed middle line, and a solid bottom line. A yellow pencil is positioned at the end of the bottom line on the right side.

Make the word using playdough to fill the letter shapes:

Christmas

Make the word using letters:

Trace the word:

Christmas 

Write the word:

Handwriting practice lines consisting of two solid orange lines with a dashed grey line in the middle. A yellow pencil is positioned at the end of the bottom line.

Underline the word:




**How enormous
is that
Christmas tree!**

Make the word using playdough to fill the letter shapes:

everybody

Make the word using letters:

Trace the word:

everybody 

Underline the word:

**Everybody
smile for the
camera.**

Write the word:

_____ 



Make the word using playdough to fill the letter shapes:


even

Make the word using letters:

Trace the word:


even

Underline the word:



Write the word:

Handwriting practice lines consisting of two sets of three horizontal lines: a solid top line, a dashed middle line, and a solid bottom line.



**Two is an
even number.**

2